


PERFORMANCE HAS A NAME


X12[™]
PERFORMANCE
S E R I E S



**FOR
A WORLD
THAT'S
ALWAYS ON[™]**

PERFORMANCE HAS A NAME

The X12 Performance Series engine is the power-weight leader in its engine class, delivering power and productivity while weighing just 828 kg (1900 lbs). The X12 is tailored to your machine, responding precisely when you need it to and maximizing productivity, even in the toughest conditions.



X12 PERFORMANCE SERIES FOR OFF-HIGHWAY APPLICATIONS

LESS COMPLEXITY

EGR-free aftertreatment

- Simpler system configuration with reduced cooling
- High SCR NOx conversion efficiency
- DPF removes 99% of all PM emissions
- Switchback aftertreatment system is flexible and easy to install



MORE RELIABILITY

- Expert fault recommendations through Connected Diagnostics™
- Remote monitoring that extends engine life and reduces downtime

MORE PERFORMANCE

- Powerful, compact and light-weight delivering high power density
- Supports machines needing higher-speed power delivery
- High torque available from 1200 rpm drives machine productivity improvements
- Low-end torque capability delivers transient performance benefits

MORE EFFICIENCY

- Less fuel consumption and noise
- Fully integrated components for maximum optimization

MORE GLOBAL

- Common products across emissions levels and locations
- Certified to both EU Stage V and EPA Tier 4 Final emissions standards

LESS COST OF OPERATION



Less To
Maintain



More
Uptime

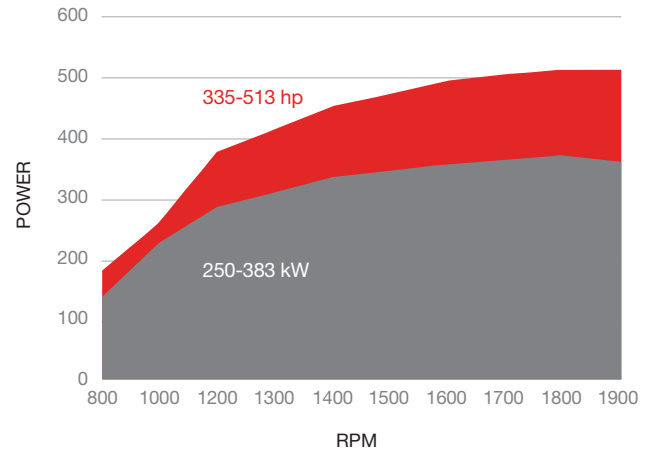


Less
TCO

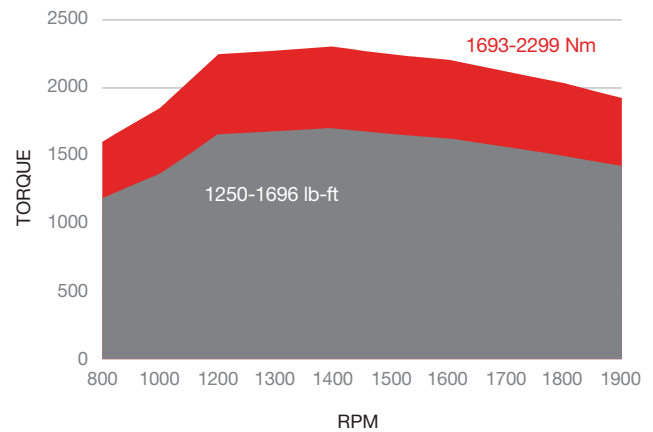
Power kW / HP	Peak Torque – N•m / lb-ft @ rpm
383 / 513	2299 / 1696 @ 1400
373 / 500	2169 / 1600 @ 1400
354 / 475	2169 / 1600 @ 1400
343 / 460	2299 / 1696 @ 1400
336 / 450	2169 / 1600 @ 1400
324 / 435	2169 / 1600 @ 1400
321 / 430	2299 / 1696 @ 1400
298 / 400	2169 / 1600 @ 1400
298 / 400	1898 / 1400 @ 1400
280 / 375	1830 / 1350 @ 1400
265 / 355	1695 / 1250 @ 1400
261 / 350	1729 / 1275 @ 1400
250 / 335	1695 / 1250 @ 1400

Additional ratings may be available; contact your distributor for more information.

POWER



TORQUE



ANY CUSTOMER, ANY QUESTION, ANY CHANNEL, **ANY TIME.**

Cummins Care is not a typical call center. We are a solutions center helping to prevent issues, provide answers quickly and reimburse accurately. We are your connection to a whole new level of customer service, to support and deliver faster personal attention with rapid results. From the moment you engage Cummins Care, you will have access to a Cummins expert with specialized skill sets, experience and in-depth knowledge to take care of your needs.

- **CUSTOMER SERVICE**
- **WARRANTY ASSISTANCE**
- **TECHNICAL SUPPORT**
- **CONNECTED SERVICE**

We are experts with advanced technology to make your life easier while providing a seamless support experience.

Contact us at care.cummins.com or:

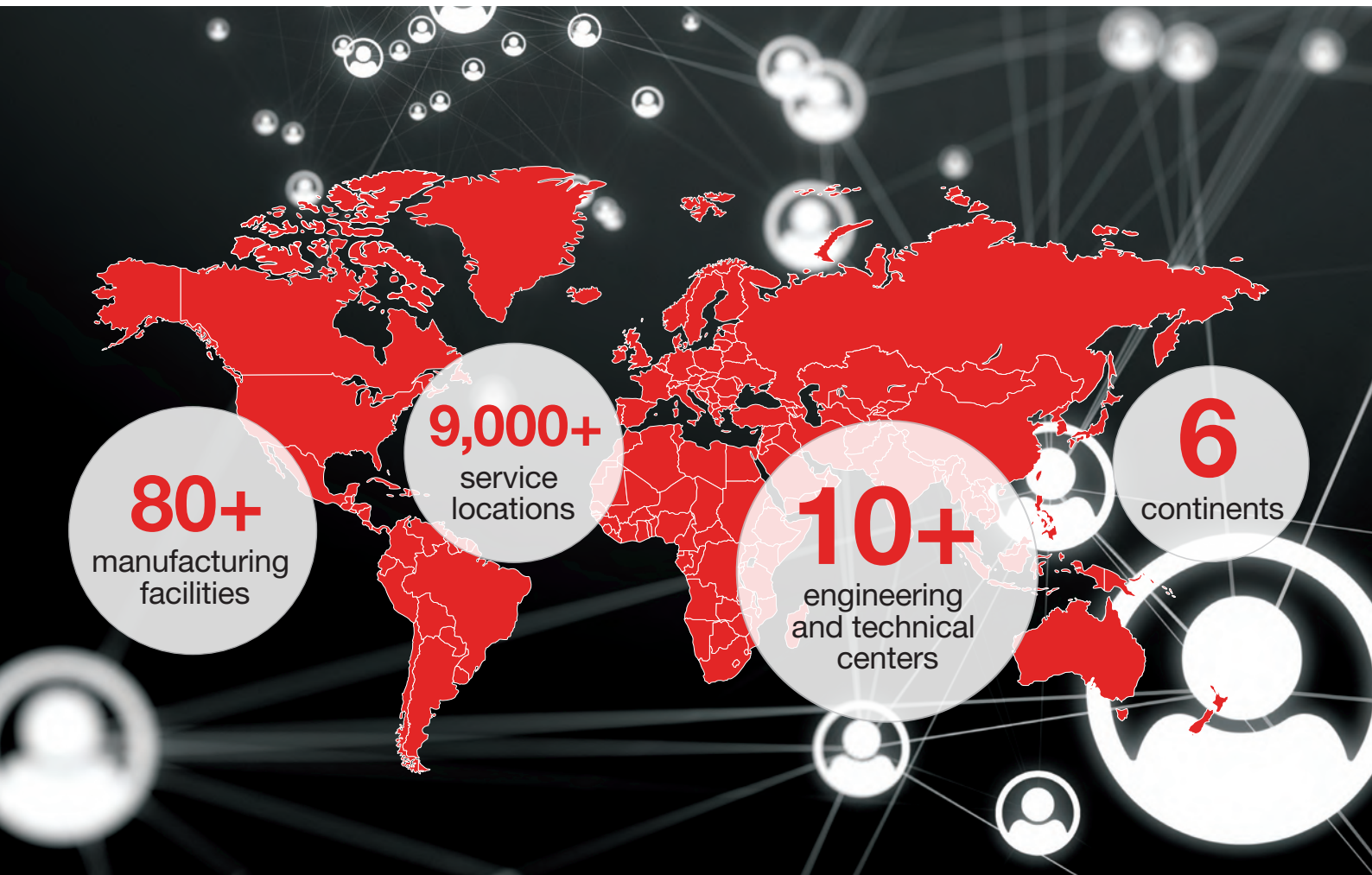
Europe – 00 8000 286 6467

North America – 1-800-CUMMINS (1-800-286-6467)



GLOBAL SUPPORT NETWORK

CUMMINS' GLOBAL FOOTPRINT OF ENGINEERING, MANUFACTURING, AND SERVICE LOCATIONS MEANS WE ARE WHERE OUR CUSTOMERS NEED US TO BE.



TO FIND OUT MORE, CONTACT YOUR LOCAL DEALER OR DISTRIBUTOR VIA [CUMMINS.COM/LOCATOR](https://www.cummins.com/locator)



Cummins Inc.
Box 3005
Columbus, IN 47202-3005
U.S.A.

[cummins.com](https://www.cummins.com)

Bulletin 6303317 Produced in U.K. 10/21
©2021 Cummins Inc.